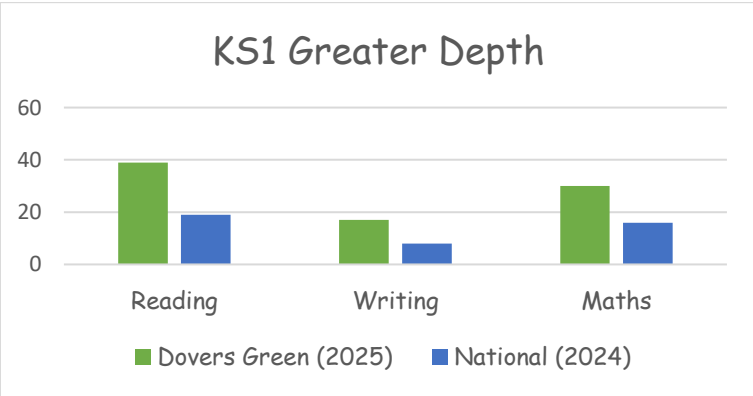
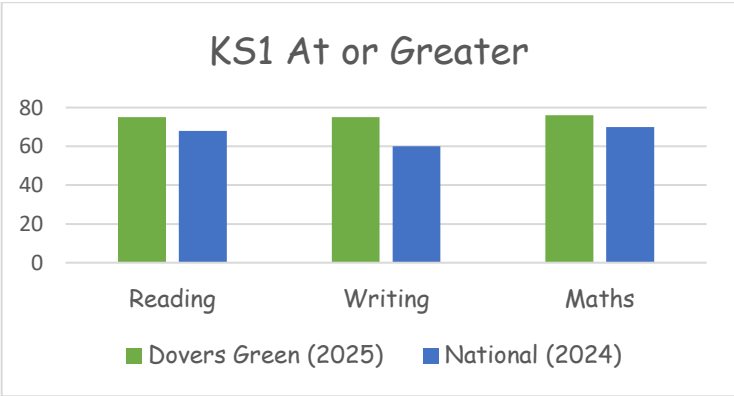
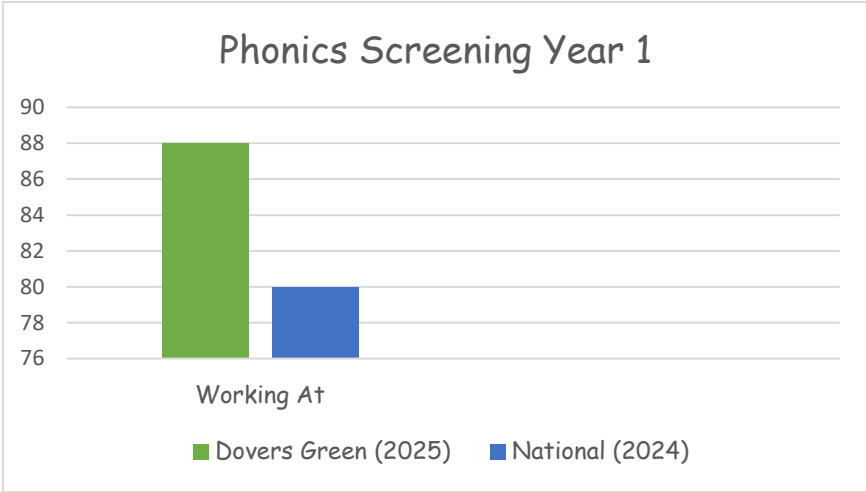


Dovers Green Attainment Headlines for our mainstream children

2024 - 2025



We present our data in two ways because we have a high needs communication and Interaction Needs Centre (CoIN.) Whilst these children make very good progress, the majority do not meet Age Related Expectations due to their significant and complex needs. The following tables therefore show our results including and excluding the children from the Centre.

Percentage of children achieving a Good Level of Development (GLD) at the end of Early Years Foundation Stage (EYFS.)

Children are said to have reached a GLD at the end of EYFS if they have achieved at least the expected level in:

- The early learning goals in the prime areas of learning (personal, social and emotional development, physical development and communication and language.)
- The early learning goals in the specific areas of mathematics and literacy.

Excluding the children from the CoIN

% of children meeting GLD	2020*	2021**	2022	2023	2024	2025
Dovers Green		70	78	66	71	68
National			65	65	68	

*No end of year results due to COVID

**2021 results based on internal data

In the 2025 cohort there were a large number of children with an identified special educational need meaning that some did not achieve the early learning goals in some of the prime areas such as communication or physical development, but achieved the goal in the specific areas. The results for children attaining the early learning goals in the specific areas of mathematics and literacy were:

Aspect	Expected level of development
Word reading	70%
Writing	68%
Number	79%
Numerical Patterns	82%

Including the children from the CoIN

% of children meeting GLD	2020*	2021**	2022	2023	2024	2025
Dovers Green		67	73	65	65	61
National			65	65	68	

*No end of year results due to COVID

**2021 results based on internal data

Percentage of children achieving the expected standard in the Phonics Screening Check at the end of year 1

Excluding the children from the CoIN

% of children y1	2021**	2022	2023	2024	2025
Dovers Green	77	89	91	82	88
National		75	75	81	81

*No end of year results due to COVID

**2021 results based on internal data

Including children from the CoIN

% of children y1	2021**	2022	2023	2024	2025
Dovers Green	75	84	86	77	79
National		75	75	81	81

Key Stage 1 (KS1) attainment: % of children meeting and working at Greater depth against end of year expectations

Excluding the children from the CoIN

KS1 Y2 %	2020*			2021**			2022			2023			2024			2025		
<i>Dovers Green</i>																		
	R	W	M	R	W	M	R	W	M	R	W	M	R	W	M	R	W	M
At least expected				55	47	65	66	60	67	81	76	75	87	72	85	75	75	76
Greater Depth				30	14	17	27	3	18	39	24	28	40	19	25	39	17	30
<i>National</i>																		
At least expected							72	65	70	68	60	70						
Greater Depth							18	8	15	19	8	16						

Including children from the CoIN

KS1 Y2 %	2019			2020*			2021**			2022			2023			2024			2025		
Dovers Green																					
	R	W	M	R	W	M	R	W	M	R	W	M	R	W	M	R	W	M	R	W	M
At least expected	79	74	79				52	45	62	62	56	63	75	73	70	83	69	82	68	68	69
Greater Depth	40	25	40				29	13	16	25	3	17	36	23	26	38	18	24	36	15	27
National																					
At least expected	75	69	79							72	65	70	68	60	70						
Greater Depth	25	15	22							18	8	15	19	8	16						